

ROCKWOOD

LTD, Freedom, ESP, High Wall
& Hard Side Tent Campers

PROVIDING OUTDOOR FUN SINCE 1974



Tent Camper Construction



SUPERIOR CONSTRUCTION

- 1 Five-Piece Vinolon Supreme Tenting *(N/A Hard Side)*
- 2 Under Awning LED Lighting *(Except LTDs & Hard Side)*
- 3 Air Conditioner Reinforcing Laminated Into Roof *(N/A Hard Side)*
- 4 Smooth Fiberglass Vacuum Bonded Exterior *(N/A on Freedom, ESP, and LTD)*
- 5 Easy Lube Axle System *(Except LTDs)*
- 6 One-Piece Door *(Except Hard Side)*
- 7 Under Floor 20 Gallon Fresh Water Tank *(LTDs 10 Gallon Above Floor)*
- 8 Powder Coated Tubular Steel Frame
- 9 Three Stage Double Arm Lifter Posts *(N/A Hard Side)*
- 10 E-Z Crank Down Stabilizer Jacks with Sand Pads
- 11 Fiberglass Vacuum Bonded Radius Roof with No Center Seam *(N/A Hard Side)*
- 12 Plywood Bed Ends *(N/A Hard Side)*
- 13 Seven-Way Pigtail Wiring
- 14 Powder Coated Rafter Poles and Bed Bows *(N/A Hard Side)*
- 15 Full Perimeter Aluminum Bed Frames *(N/A Hard Side)*




TORFLEX
RUBBER TORSION SUSPENSION AXLES

Dexter Torflex Axles

STANDARD ON HIGH WALL AND HARD SIDE MODELS

- Independent wheel suspension and self-damping action
- Rubber cushioning eliminates metal-to-metal contact
- Forged torsion arm for maximum strength
- Most models are also equipped with E-Z Lube® System and Nev-R-Adjust® Brakes



Kitchenette & Dinette 1940LTD

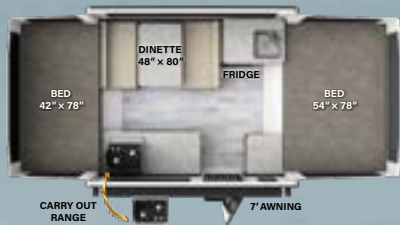


1940LTD Carry Out Range

Limited

TIRED OF SLEEPING ON THE GROUND?

When it is time to retire the trusty family tent because you are tired of sleeping on the hard ground, look no further than the Rockwood LTD Tent Camper. Light on frills but an emphasis on quality and construction. The LTD is our entry-level line of tent campers that come with a limited lifetime warranty on the lift system and a 5 year tent warranty. Oh, and don't forget the standard heated mattresses that will keep you warm and comfortable on those chilly Fall nights.



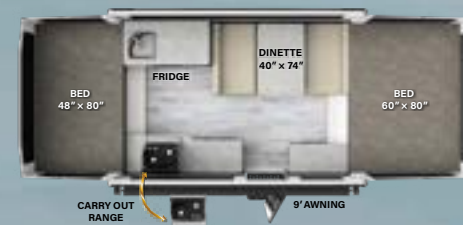
1640LTD

LIMITED

CLOSED LENGTH: 11' 9" OPEN LENGTH: 17' 2" CLOSED HEIGHT: 5' 4"

BOX SIZE: 8' HITCH: 162 AXLE: 1284

UVW: 1465 CCC: 793 F 10 GAL G N/A B N/A



1940LTD

LIMITED

CLOSED LENGTH: 13' 9" OPEN LENGTH: 20' 2" CLOSED HEIGHT: 5' 4"

BOX SIZE: 10' HITCH: 195 AXLE: 1394

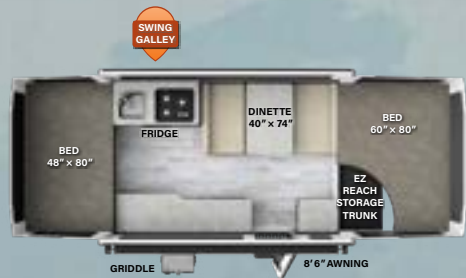
UVW: 1608 CCC: 683 F 10 GAL G N/A B N/A



Freedom

MAKING YOUR INVESTMENT GO A LONG WAY.

All the quality that you get in the LTD line, but added features that will enhance your camping experience. Features like a Create-a-Breeze fan to improve ventilation, power roof lift, 4 stabilizer jacks, griddle, and brilliant LED awning lights to welcome you back to your camper when the sun goes down. Just because you own a Rockwood tent camper doesn't mean you have to "rough it" on your next camping trip.



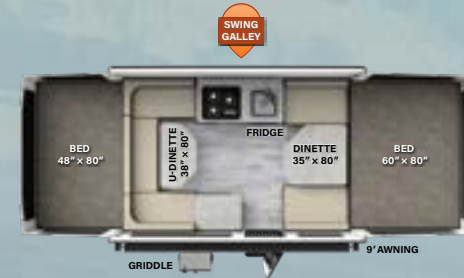
1940F

CLOSED LENGTH: 16' 7" OPEN LENGTH: 20' 2" CLOSED HEIGHT: 5' 6"

BOX SIZE: 12' HITCH: 240 AXLE: 1945

FREEDOM

UVW: 2223 CCC: 1017 **F** 20 GAL **G** N/A **B** N/A



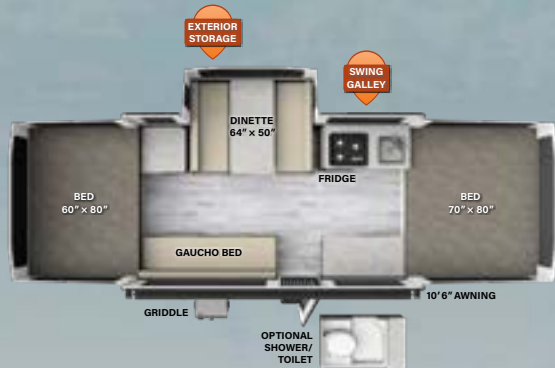
1980

CLOSED LENGTH: 15' 7" OPEN LENGTH: 20' 2" CLOSED HEIGHT: 5' 6"

BOX SIZE: 10' HITCH: 255 AXLE: 1622

FREEDOM

UVW: 1915 CCC: 1340 **F** 20 GAL **G** N/A **B** N/A



2318G

CLOSED LENGTH: 16' 10" OPEN LENGTH: 23' 11" CLOSED HEIGHT: 5' 6"

BOX SIZE: 12' HITCH: 263 AXLE: 2157

FREEDOM

UVW: 2458 CCC: 805 **F** 20 GAL **G** N/A **B** N/A



2514F

CLOSED LENGTH: 19' OPEN LENGTH: 23' 9" CLOSED HEIGHT: 6'

BOX SIZE: 12' HITCH: 295 AXLE: 2340

FREEDOM

UVW: 2673 CCC: 622 **F** 20 GAL **G** N/A **B** N/A



Kitchenette & Dinette 2318G



Gaicho Bed 2318G

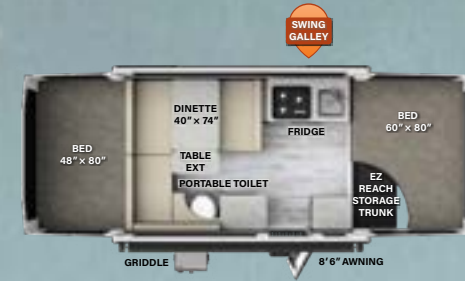


2318G Dinette

ESP

ROCKWOOD EXTREME SPORTS PACKAGE (ESP)

A camper specifically designed for the active couples and families looking for the ability to make the most of their outdoor experiences... even without electrical hook-ups. The Rockwood ESP utilizes sport tires to allow for more ground-clearance to get to those camp-sites that a larger campers wouldn't be able to get to. And the standard 200W roof mounted solar panel with 1000W onboard inverter (to power your outlets) allows for renewable energy to your batteries while camping off-grid. The possibilities are endless where you could go with your new ESP.



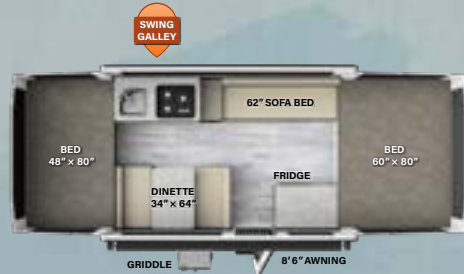
1910ESP

CLOSED LENGTH: 16' 9" OPEN LENGTH: 20' 4" CLOSED HEIGHT: 5' 11"

BOX SIZE: 10' HITCH: 254 AXLE: 1907

ESP

UVW: 2199 CCC: 705 **F** 20 GAL **G** N/A **B** N/A



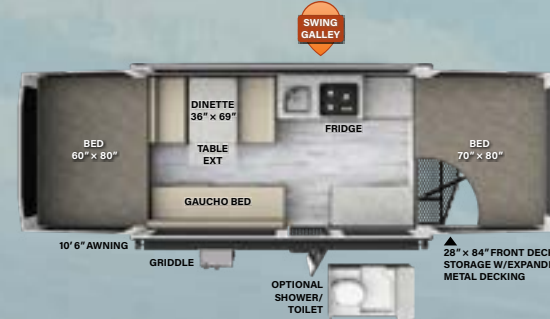
1970ESP

CLOSED LENGTH: 14' 11" OPEN LENGTH: 20' 1" CLOSED HEIGHT: 5' 11"

BOX SIZE: 10' HITCH: 234 AXLE: 1823

ESP

UVW: 2095 CCC: 789 **F** 20 GAL **G** N/A **B** N/A



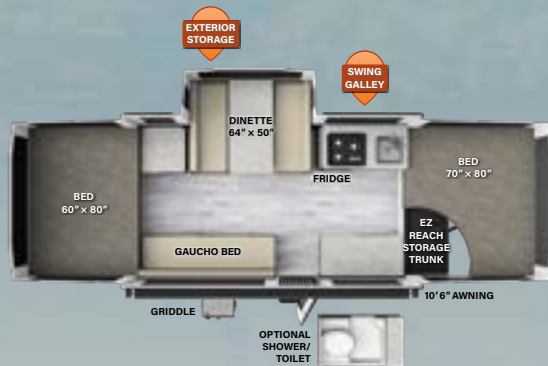
2280BHESP

CLOSED LENGTH: 18' 7" OPEN LENGTH: 23' 11" CLOSED HEIGHT: 6' 2"

BOX SIZE: 12' HITCH: 338 AXLE: 2202

ESP

UVW: 2578 CCC: 1260 **F** 20 GAL **G** N/A **B** N/A



2318ESP

CLOSED LENGTH: 18' 7" OPEN LENGTH: 23' 11" CLOSED HEIGHT: 6' 2"

BOX SIZE: 12' HITCH: 375 AXLE: 2455

ESP

UVW: 2868 CCC: 1007 **F** 20 GAL **G** N/A **B** N/A



232ESP

CLOSED LENGTH: 21' 6" OPEN LENGTH: 26' 5" CLOSED HEIGHT: 6' 2"

BOX SIZE: 12' HITCH: 294 AXLE: 2620

ESP

UVW: 2952 CCC: 842 **F** 20 GAL **G** N/A **B** N/A



Kitchenette 1910ESP



Kitchenette & Dinette 1910ESP



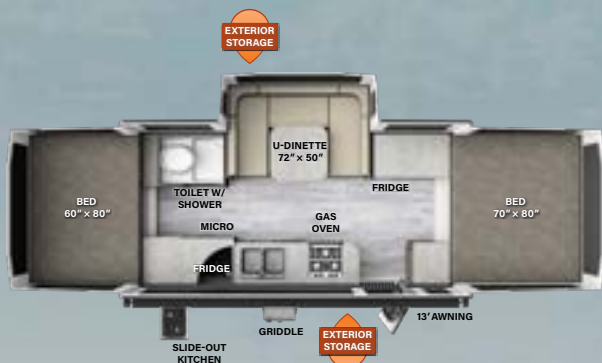
Dinette & Bed 1910ESP



High Wall

WE MAKE CAMPING COMFORTABLE.

We have designed the High Wall series for those who want the amenities of a larger travel trailer but like the convenience of a tent camper for easier storage and effortless towing. These well-appointed campers give you a larger refrigerator, standard oven, microwave, added counter space, and upgraded Dexter torsion axles, all features that are not available in a standard size tent camper.



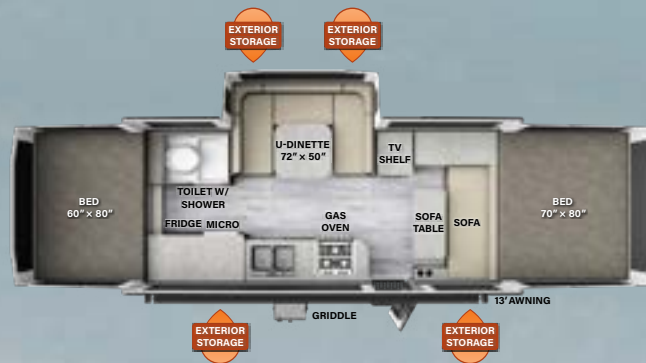
HW277

HIGH WALL

CLOSED LENGTH: 19' 3" OPEN LENGTH: 25' 9" CLOSED HEIGHT: 6' 7"

BOX SIZE: 14' HITCH: 380 AXLE: 2916

UVW: 3334 CCC: 546 **F** 20 GAL **G** 12 GAL **B** 12 GAL



HW296

HIGH WALL

CLOSED LENGTH: 21' 3" OPEN LENGTH: 27' 9" CLOSED HEIGHT: 6' 9"


BOX SIZE: 16' HITCH: 371 AXLE: 3312

UVW: 3721 CCC: 1278 **F** 20 GAL **G** 12 GAL **B** 12 GAL

HARD SIDE

QUITE POSSIBLY THE BEST OF BOTH WORLDS.

When you combine the solid exterior of a travel trailer with the easy to tow tent camper, you get the Rockwood Hard Side Series. Equipped with a 10K BTU Cool Cat Heat Pump that work as both an A/C and a heater to keep you comfortable inside your camper. Astonishingly quick and easy set up means that you will be enjoying your camping experience minutes after you pull into your campsite.



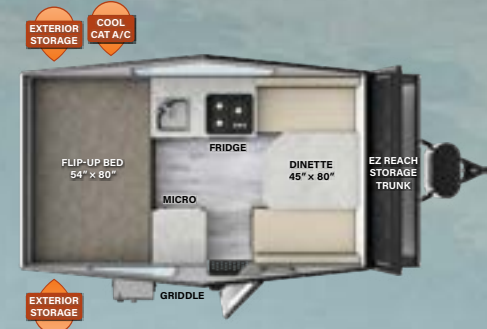
Kitchenette & Dinette

A122S



Kitchenette

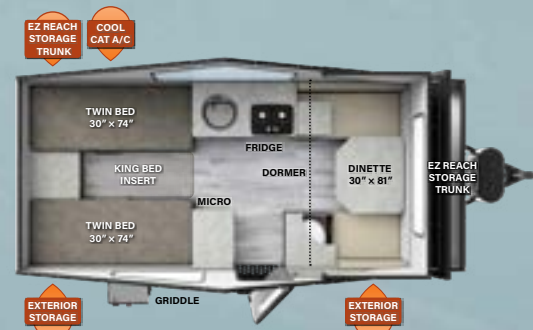
A122S



A122S

HARD SIDE

LENGTH: 18' 4"	CLOSED HEIGHT: 5' 1"			
BOX SIZE: 12'	HITCH: 284	AXLE: 1798		
UVW: 2120	CCC: 1164	F 20 GAL	G N/A	B N/A



A213HW

HARD SIDE

LENGTH: 20' 4"	CLOSED HEIGHT: 5' 8"			
BOX SIZE: 14'	HITCH: 372	AXLE: 2260		
UVW: 2670	CCC: 702	F 20 GAL	G N/A	B N/A



A214HW

HARD SIDE

LENGTH: 20' 4"	CLOSED HEIGHT: 5' 8"			
BOX SIZE: 14'	HITCH: 353	AXLE: 2309		
UVW: 2700	CCC: 653	F 20 GAL	G N/A	B N/A



HAND-CHECKED FOR THE BEST QUALITY

CUSTOMER ASSURANCE INSPECTION (CAI)

Each Rockwood production line has a complete online PDI staff that is responsible for double checking all function and code test on every Rockwood Trailer. CAI is an independent facility that takes Rockwood trailers from each line and inspects them to ensure that the online PDI staff and system is functioning to the standards that Rockwood has set along with all governing code groups. This ensures we are putting the best product into the hands of our selling dealers.



Rockwood Warranty. Our Promise.

FOR DETAILS ON ROCKWOOD'S COMPLETE WARRANTY PROGRAM, SEE YOUR ROCKWOOD DEALER.

When it comes to backing products with the same quality and commitment it does when it begins the manufacturing process, the only name you have to remember when you're looking for a recreational vehicle is Rockwood. Rockwood offers the following additional limited warranties to the original purchasers. Consult written warranty for details.

1 Five-year roof warranty

(Excludes Hard Side)

2 Twenty-five-year floor warranty

3 Five-year frame warranty

4 Five-year tent warranty

5 Ten-year Torflex® axle warranty

(Excludes Freedom, MAC, ESP)

6 LTD lifetime lifter system warranty

(Excludes Hard Side)



24/7 EMERGENCY ROADSIDE ASSISTANCE WITH VEHICLE PURCHASE*

TOWING
JUMP-STARTS
TIRE CHANGES
FLUID DELIVERY
LOCKOUT
SERVICE

WINCH-OUT
MOBILE MECHANIC
TECHNICAL
SUPPORT
DEALER LOCATOR
SERVICES



*VALID FOR 1 YEAR FROM DATE OF PURCHASE



PRE-DELIVERY INSPECTION FACILITY

20,000 square feet of quality assurance. The bare essentials for a premium product. This state-of-the-art facility gives immediate daily feedback to production for quality assurance in every unit built.

CUSTOMER SATISFACTION



www.ForestRiverBuyLocal.com

FREE MEMBERSHIP
to Forest River Owners' Group

www.forestriverfrog.com



Specification Definitions

GVWR (Gross Vehicle Weight Rating): is the maximum permissible weight of the unit when fully loaded. It includes all weights, inclusive of all fluids, cargo, optional equipment and accessories. For safety and product performance do NOT exceed the GVWR.
GAWR (Gross Axle Weight Rating): is the maximum permissible weight, including cargo, fluids, optional equipment and accessories that can be safely supported by a combination of all axles. **UVW (Unloaded Vehicle Weight):**¹ is the typical weight of the unit as manufactured at the factory. It includes all weight at the unit's axle(s) and tongue or pin and LP Gas. The UVW does not include cargo, fresh potable water, additional optional equipment or dealer installed accessories. **CCC (Cargo Carrying Capacity):**¹ is the amount of weight available for fresh potable water, cargo, additional optional equipment and accessories. CCC is equal to GVWR minus UVW. Available CCC should accommodate fresh potable water (8.3 IWW per gallon). Before filling the fresh water tank, empty the black and gray tanks to provide for more cargo capacity. Each Forest River RV is weighed at the manufacturing facility prior to shipping. A label identifying the unloaded vehicle weight of the actual unit and the cargo carrying capacity is applied to every Forest River RV prior to leaving our facilities. The load capacity of your unit is designated by weight, not by volume, so you cannot necessarily use all available space when loading your unit.

All information contained in this brochure is believed to be accurate at the time of publication. However, during the model year, it may be necessary to make revisions and Forest River, Inc., reserves the right to make all such changes without notice, including prices, colors, materials, equipment and specifications as well as the addition of new models and the discontinuance of models shown in this brochure. Therefore, please consult with your Forest River dealer and confirm the existence of any materials, design or specifications that are material to your purchase decision.

¹ Estimated Average based on standard build optional equipment

Look for our other popular lines of Rockwood trailers.



ROCKWOOD GEO PROS



ROCKWOOD TRAVEL TRAILERS



ROCKWOOD FIFTH WHEELS



Learn More
Scan this barcode using
a QR Reader on your
smart phone to learn
more about Forest River.



A Berkshire Hathaway company.

201 WEST ELM MILLERSBURG, IN 46543
WWW.FORESTRIVERINC.COM/ROCKWOOD
574.642.2640

YOUR **ROCKWOOD** DEALER



FOLLOW THE JOURNEY



@RockwoodRvs